
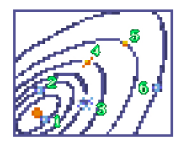
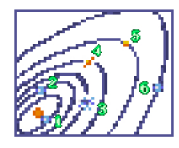
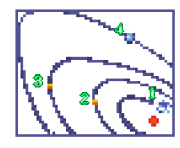
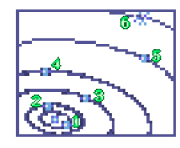
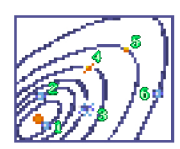
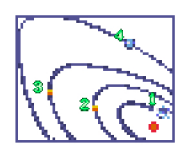
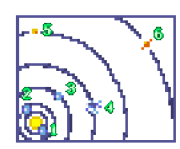
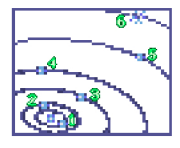
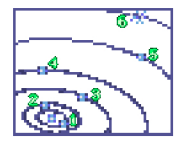
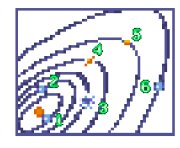


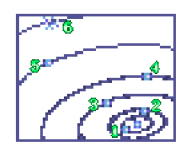


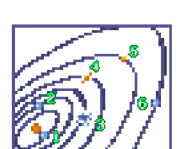


A1: Empty	A2: Tarkings  Tarkings 4: Mondolton Space Pirate base Tarkings 5: Libra Attacked Trader ship	A3: Shabron  Shabron 2: Shermua Artificial Earth	A4: Empty	A5: Zantar  Zantar 6: Garais Pacifist world	A6: BBL17 	A7: Rabas  Rabas 4: Farworld Starting world
------------------	--	---	------------------	---	--	--




B1: Empty	B2: Empty	B3: Empty	B4: LW3174 	B5: Empty	B6: Alvin  Alvin 4: Seeclan Frozen world	B7: Mepsede  Mepsede 1: Rayline Muddy world
------------------	------------------	------------------	--	------------------	--	---

C1: Byton  Byton 2: Ricrasse Mecha world	C2: Empty	C3: Oribor  Oribor 1: Kwaji Lava world	C4: Empty	C5: Empty	C6: Worldring  Worldring 3: Rarbun Trader world	C7: Empty
---	------------------	--	------------------	------------------	---	------------------

D1: Empty	D2: Empty	D3: ICE 5  ICE 5: Dark Horizon Berserker stronghold	D4: SrgAWest  SrgAWest: Black Hole Mentana	D5: N. Samron 	D6: Empty	D7: Merinx  Merinx 2: Hark Toxic world
------------------	------------------	--	---	---	------------------	---

E1: Ganzen  Ganzen 6: Vyri Berserker mine	E2: Empty	E3: FH154  FH154 2: Oribor Attacked trader expedition	E4: Manzlen 	E5: Yorn  Yorn 4: Sraule Living world	E6: TMD334 	E7: Empty
--	------------------	---	---	--	--	------------------

F1: Hew  Hew 1: Albados Desert caves	F2: Empty	F3: Empty	F4: Empty	F5: Empty	F6: Cartos 	F7: Lancard  Lancard 2: Jarzela Ocean world
---	------------------	------------------	------------------	------------------	--	---

G1: Empty	G2: Belgrand 	G3: Selyrd  Selyrd 4: Gordik Reptile people world	G4: Empty	G5: Empty	G6: Kurgel  Kurgel 2: Janth Prehistoric world	G7: Empty
------------------	--	---	------------------	------------------	---	------------------

A2 Tarkings

5: Libra

- Places: Trader Ship
- Items:---
- Enemies: Pirate, P. Captain
- Mission: Save the Traders from the Pirates then follow the pirates to their base on Mondolton.

4: Mondolton

- Places: Space Pirate Base
- Items: Monument Data 3
- Enemies: Pirate, P. Captain, *P. King*
- Mission: Find Monument Data 3 and defeat the Pirate King then head back to Rarbun.

A5 Zantar 6: Garais

- Places: Garaian Cave
- Items: Black Globe Data
- Enemies:---
- Mission: Talk to the red Garaian for Black Globe Data then head to Ricrasse in Byton.

B6 Alvin 4: Seeclan

- Places: Seeclan Dome
- Items: Black Globe, G-Wave Communicator.
- Enemies:---
- Mission: Get Seeclan mission from administrator robot and head to Jarzela in Lancard. Return from Ricrasse and give the Black Globe Data to the administrator robot. Talk to the mayor to get Sraule mission and talk to the Seeclan standing before the administrator robot for Black Globe shield then head to Albados in Hew. Return from Sraule and talk to the Seeclan standing before the administrator robot for the G-Wave Communicator then head to SrgAWest.

C3 Oribor 1: Kwaji

- Places:---
- Items: Pyroworm Fang
- Enemies: Wisp, Blue Wisp, Siliconny, *Pyroworm*
- Mission: Find and kill a Pyroworm for a Pyroworm Fang then return to Rarbun.

D3 ICE 5: Dark Horizon

- Places: Berserker Fleet, Berserker Mother Ship
- Items:---
- Enemies: Brownie, Dullahan, Wendigo, Ganosaur, Lianan Sea, *Queen*
- Mission: Select world info to detect the Berserker Fleet then head back to Gordik in Selyrd. Return from Gordik and board the Berserker Mother Ship with the assistance of the Gordik fleet. Defeat the Berserker Queen and return to SrgAWest.

D7 Merinx 2: Hark

- Places: Scorpion Cave, Wrecked Berserker Ship
- Items: Nega-Ball
- Enemies: Bigfoot, Replahorn, Gorgon, Ganesha
- Mission: Find the Nega-Ball on the Wrecked Berserker Ship then head to Shermua in Shabron.

E3 FH154 2: Oribor

- Places: Berserker Ship, Ruined building
- Items: Black Cube
- Enemies: Hellhound, Harpy, Night Gant, Zaradan, Salamander, *Kraken*
- Mission: Find Black Cube in the most northwest ruined building. Destroy the core of the Berserker Ship, get Space Pirate info and Albados mission then head to Hark in Merinx.

F1 Hew 1: Albados

- Places:
- Items: Monument Data 4
- Enemies: Hellhound, Chaugner, Sand Crawl, Simurg, Alraune, R. Raver, Sea Orc, Rock Crawl, Reptant, Tashblom, R. Royal, *Ganosaur*
- Mission: Find the southwest labyrinth like cave and explore it for Monument Data 4 then head to Sraule in Yorn.

G3 Selyrd 4: Gordik

- Places: Gordik City, Berserker Dome x3
- Items:
- Enemies: Juggernaut, Jabawock, Spangle, Clulahorn, Yuwocky, Banshee, Rakshasa, Scylla, Hellhound, Lamia, Bigfoot, *Chupon*
- Mission: Destroy the core of the northeast Berserker Dome and get Garais mission from the Gordik commander then head to Vyri in Ganzen. Return from ICE 5 and talk to the commander to get the assistance of the Gordik fleet then head back to the Dark Horizon in ICE 5.

A3 Shabron 2: Siermua

- ◆ Places: Artificial Earth city
- ◆ Items:---
- ◆ Enemies: ????(LinanaSea), ????(Salamander), ????(Fargolta), ????(Guncanner), ????(Minaton), ???? (Farjalg), ???? (Blopp), ???? (Gizmo), ???? (Megatops), ???? (Dymozaurus), ???? (Devil Eye), ???? (Evil Eye), ???? (Night Gant), ???? (Zaradan), *????(Rex Clone)*
- ◆ Mission: Fight the illusions and find the robot creating them then head to Libra in Tarkings.

A7 Rabis 4: Farworld

- ◆ Places: Human city, Europa shipwreck, Berserker Dome
- ◆ Items: Starmap, Monopole Coil, Monument Data 2
- ◆ Enemies: Fargolta, Scylla, Gremlin, Replahorn, Bigfoot, *Rahkshasa*
- ◆ Mission: Find a monopole coil on the wreck of the Europa. Destroy the core of the Berserker Dome then head to Rarbun in Worldring. Return from Janth and use the Videodisc in the wreck of the Europa for Monument Data 2 then return to Rarbun.

B7 Mepsed 1: Rayline

- ◆ Places:---
- ◆ Items: Monument Data 1, Red Crystal
- ◆ Enemies: Gizmo, Blopp, Farjalg, *Minaton*
- ◆ Mission: Collect Monument Data 1 and Red Crystal then return to Rarbun.

C1 Byton 2: Ricrasse

- ◆ Places: Machine Dome
- ◆ Items:---
- ◆ Enemies:---
- ◆ Mission: Talk to the Machine in the northeast corner of the Machine Dome for info about the Berserkers then head to Seeclan in Alvin.

C6 Worldring 3: Rarbun

- ◆ Places: Trader Dome
- ◆ Items: Jump Booster, Autotranslator, Disintegrator, Jump Engine.
- ◆ Enemies:---
- ◆ Mission: Get Janth, Rayline, and Jarzela missions then head to Rayline in Mepsed. Return from Rayline and trade Red Crystal for Jump Booster then head to Janth in Kurgel. Return from Farworld and trade Sculpture for Autotranslator then head to Seeclan in Alvin. Return from Jarzela and Trade Joyful Song for Monument info. Get FH145, Kwaji, and Space Pirate missions then head to Kwaji in Oribor. Return from Kwaji and trade Pyroworm Fang for Disintegrator then head to Oribor in FH154. Return from Mondolton and get the Jump Engine and Gordik mission then head to Gordik.

D4 SrgAWest

- ◆ Places: Mentana
- ◆ Items:---
- ◆ Enemies:---
- ◆ Mission: Use the G-Wave Communicator to talk with Mentana and get Dark Horizon mission then head to Dark Horizon in ICE 5. Return from SrgAWest and Select world info to talk to Mentana and end the game.

E1 Ganzen 6: Vyri

- ◆ Places: Berserker Mine
- ◆ Items: PSIamp
- ◆ Enemies: Barghest, Hydra, Tashblom, Banshee, Alraune, Hydra, Seamonk, Night Gant, *Gandalva*
- ◆ Mission: Have Nehjena in the party to find the Berserker Mine. Get the PSIamp from the old man and destroy the core of the Berserker Mine then head to Garais in Zantar.

E5 Yorn 4: Sraule

- ◆ Places: Sraule temple
- ◆ Items:---
- ◆ Enemies:---
- ◆ Mission: Select world info above the planet and Nehjena will contact the planet using the PSIamp. Talk to Sraule to get SrgAWest mission then head back to Seeclan.

F7 Lancard 2: Jarzela

- ◆ Places: Berserker Dome
- ◆ Items: Joyful Song
- ◆ Enemies: Mellow, Bahamut, Selki, Evil Eye, Devil Eye, Guncanner, Replahorn, Sasquatch, Lianan Sea, Bigfoot, *Night Gant*
- ◆ Mission: Have Shine in the party to get Hark info, destroy the core of the Berserker Dome then talk to a whale for the Joyful Song and return to Rarbun.

G6 Kurgel 2: Janth

- ◆ Places: Wrecked Shuttle, Cromagon Cave, Berserker Dome
- ◆ Items: Videodisc, Sculpture
- ◆ Enemies: Megatops, Dymozaurus, Arachnsaur, Fargolta, Fifinela, Quadrotops, Replahorn, Catoblepa, Zaradan, *Hydra*
- ◆ Mission: Pick up the Videodisc on the Wrecked Shuttle. Have Vynd in the party to free the Cromagons from the Berserker Dome then talk to the Cromagon chief for the Sculpture and head to Farworld.